

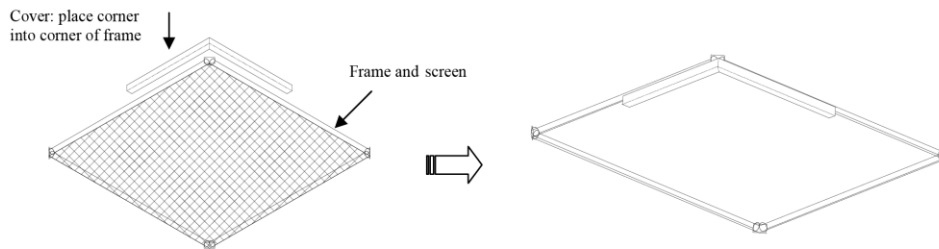


### Silk Screen Frame Cover Installation Instruction

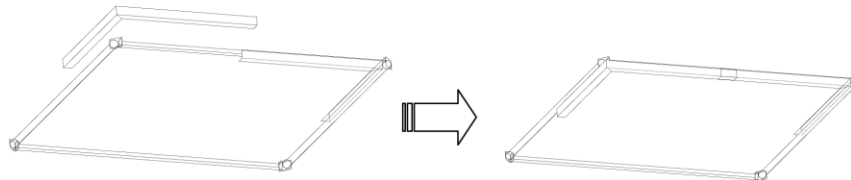
Your silk screen frame cover is designed to replace some of the taping you would normally do during screen setup. Four covers are needed per frame. The DIP Company has 2 different size covers available: 22.5" x 22.5" and 16.5" x 16.5" (shown below)



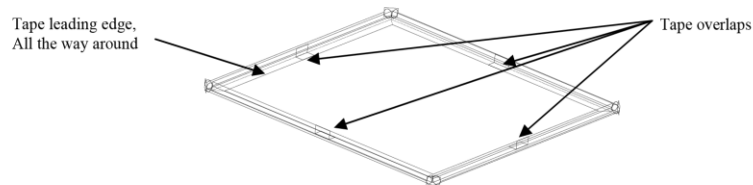
With screen in place in frame, place one cover into frame as shown:



Place another cover into an adjacent corner, so that the cover legs overlap:



Place the remaining two covers into the frame in the same manner. Finish by taping the leading edge of the cover to the screen and placing a small piece of tape on each overlap:



When finished with the run, remove ink from frame and then remove all 4 covers from frame. Dispose of in trash.

CORPORATE  
OFFICE

1775 Gunnison  
Avenue  
Delta, CO 81416

Phone  
970.874.2852

Fax  
970.874.9756

Web  
dipworldwide.com

MADE IN THE USA  
SINCE 1984!

DIP Company Inc.  
1/31/02

**D**iversified **I**nnovative **P**roducts