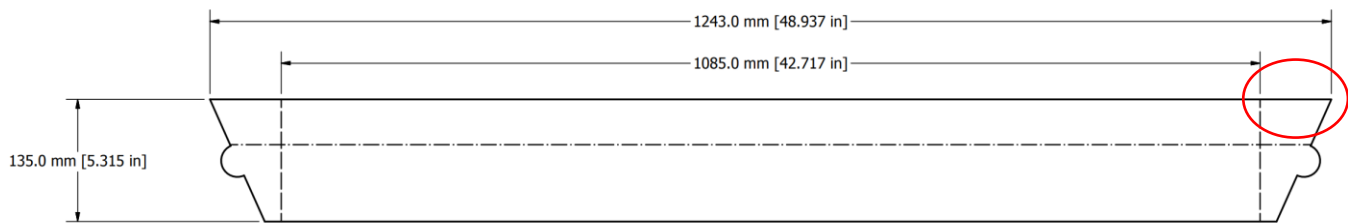


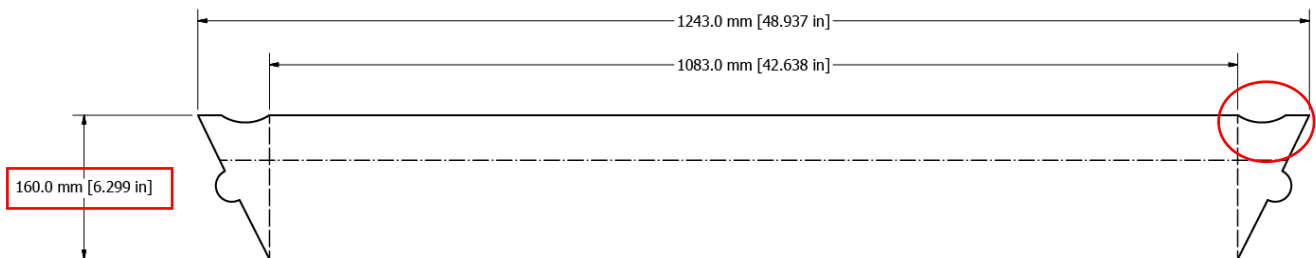
# Komori Fountain Liner Reference Sheet

## Part number: OF-KLGX40-1085



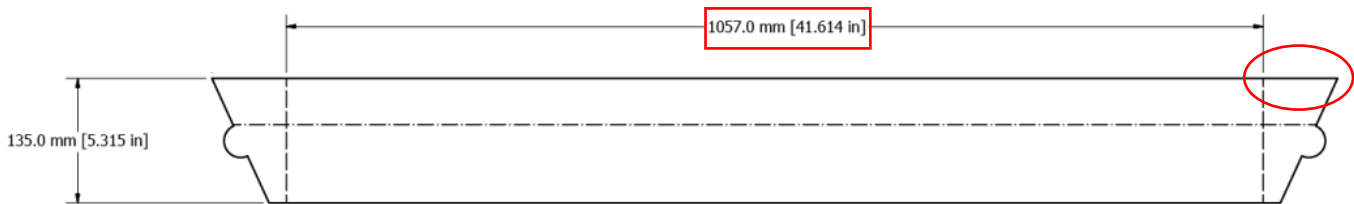
## Part number: OF-KL40-1083

The largest of the 40inch Komori liners. **The only liner over 6 inches deep. Cheek plates are curved.**



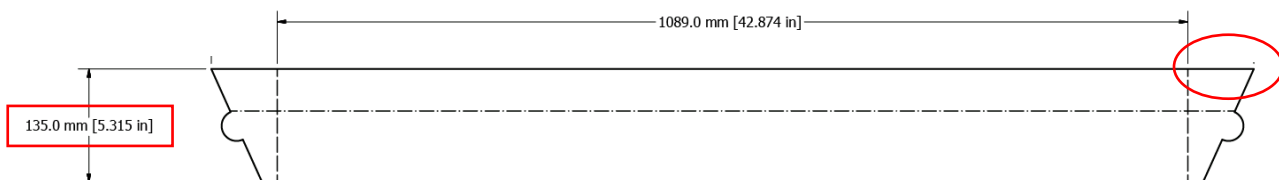
## Part number: OF-KL40-1057

The shortest of the 40inch Komori liners. Used on presses with grease cheeks. **Squared off on both ends.**



## Part number: OF-KL40-1089

Similar in length to the OF-KL10-1083, but significantly more shallow. **Also squared off on both ends.**



## **29 inch liners:**

ALL Komori 29's have the same ink fountain. There is only one liner for this size press.

**Part number: OF-KLS29**

## **28 inch liners:**

There are 4 different liners for a Komori 28 based on the series of the press. Series 1, 2, 3, and 4. If the customer does not know what series they have, you can tell by the serial number of the press. Series 1, 2, & 4 are very similar. Series 3 will be easy to determine.

**Part number: OF-KL28-S1**

Series 1: Serial number from 1000 to 1999

Measures: 732mm x 160mm or 28.82 x 6.3 inches

**Part number: OF-KL28-S2**

Series 2: Serial number from 2000 to 2999

Measures: 735mm x 160 mm or 28.94 x 6.3 inches

**Part number: OF-KL28-S3**

Series 3: Serial number from 3000 to 3999

Measures: 769mm x 111 mm or 30.275 x 4.37 inches

**Part number: OF-KL28-S4**

Series 4: Serial number from 4000 to 4999

Measures: 733mm x 125 mm or 28.86 x 4.9 inches

## **26 inch liners:**

ALL Komori 26's have the same ink fountain. There is only one liner for this size press.

